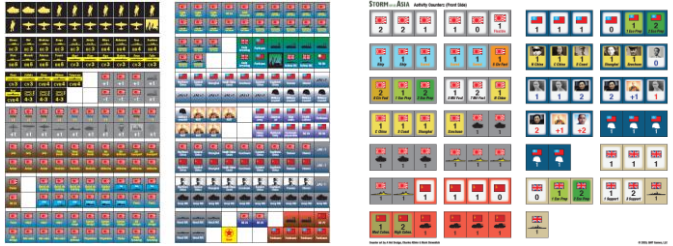


SETTING UP

The best way to learn *Storm Over Asia* (and any other game) is to start playing, and to do that, you have to set up the mapboard, counters and other components.

COUNTERS

There are three sheets of 1/2 inch counters and one sheet of larger activity counters.



Counters

Activity counters

If you want to magnetize the counters, it is easier to do it before punching them out. The larger activity counters are two-sided, and cannot be magnetized.

SORTING THE COUNTERS

Counters that have the same function have similar colors. These are explained in the Unit and Counter Guide in the Battle Manual. The counters should be sorted according to their function.

THE MAPBOARD

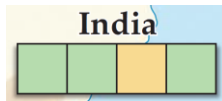
The 22" by 34" mapboard is intentionally not mounted so that players who magnetize their counters can lay it on a suitable surface, such as a magnetic white board or sheet metal.

The following counters are placed on the mapboard:

- Japanese, Nationalist Chinese and Communist Chinese flags and warlord counters are placed the diplomatic tracks for each diplomatic target. These placements are indicated on the mapboard.
- Trade pact counters are placed on the third box of each diplomatic track. There is a distinctive trade pact counter for each diplomatic target.

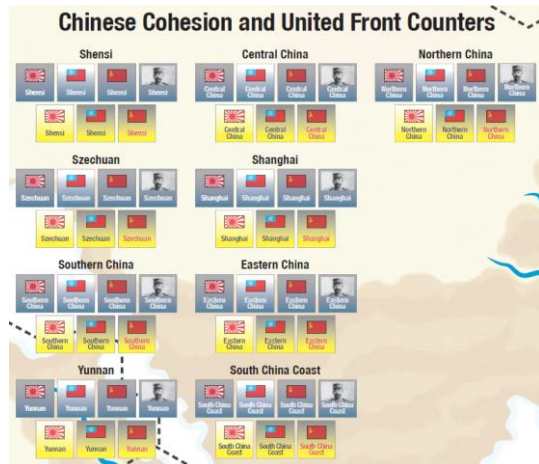


Chinese region




Southeast Asian diplomatic target

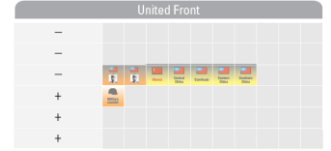
- Chinese cohesion and United Front counters are placed on the indicated spaces east of Shensi and Szechuan. These counters are transferred to the Chinese scenario card or United Front chart when one faction obtains control of a Chinese region.



- At the start of the game Nationalist China controls Central China, Eastern China, Southern China and Szechuan; Communist China controls Shensi; and warlords control the South China Coast; the Chinese cohesion and United Front counters for these regions should be placed on the Chinese cohesion track on the Chinese scenario card and on the United Front chart:

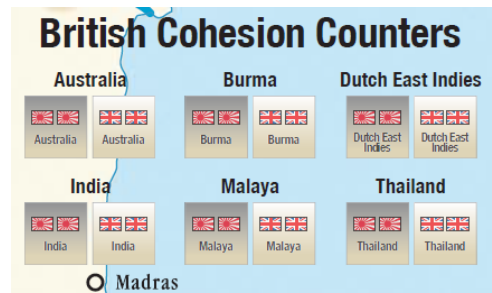


Chinese cohesion track

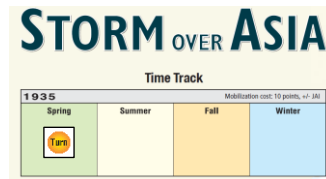


United Front chart

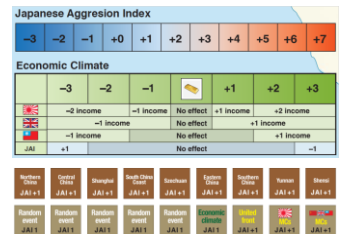
- British cohesion counters are placed on the indicated spaces in the Bay of Bengal, north of Ceylon. These counters are transferred to the British scenario card when Japan or Britain obtains control of a Southeast Asian diplomatic target.



- The turn marker is placed in the Spring 1935 box on the Time Track, and the economic counter marker is placed on the Economic Climate track. The Japanese Aggression Index (JAI) counters are positioned below the Economic Climate track.



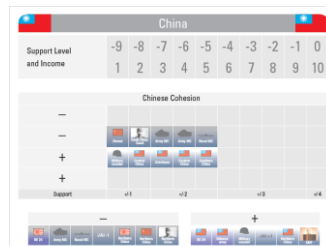
Time Track



JAI and Economic Climate

SCENARIO CARDS

The starting counters are placed on the Chinese and British/Russia scenario cards:



Chinese Scenario Card

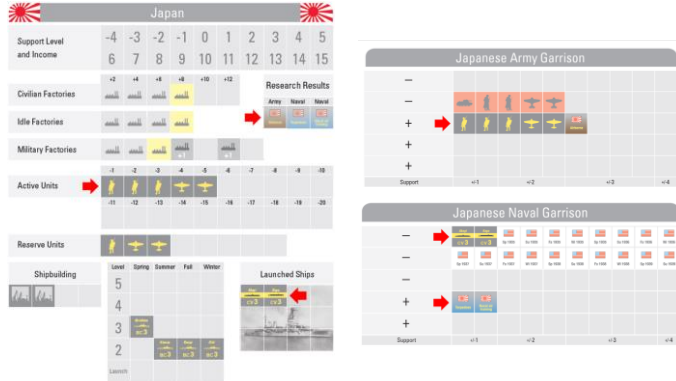


British/Russian Scenario Cards

SETTING UP

The starting counters are placed on the Japanese scenario card, with the following exceptions:

- The active Japanese units and the Japanese airborne counter are placed on the Japanese Army Garrison Chart.
- The *Akagi*, *Kaga*, and the Japanese naval air training and torpedo counters are placed on the Japanese Naval Garrison Chart.



Japanese Scenario Card

Japanese Garrison Charts


JAPANESE GARRISON CHARTS

In addition to the counters referred to above, the Russian units are placed on the Japanese Army Garrison Chart.

ACTIVITY COUNTERS

The starting activity counters for each country are placed in a readily accessible position.

The remaining activity counters are stored elsewhere. Many of them will come into play later in the game.



Activity Counters


Starting Activity Counters

TILES

Place the numbered tiles in an area convenient to all players. Invert ten tiles of each denomination, for random tile draws. The remaining tiles will be placed face up.

CARDS

Four decks of cards are used when playing *Storm Over Asia*:



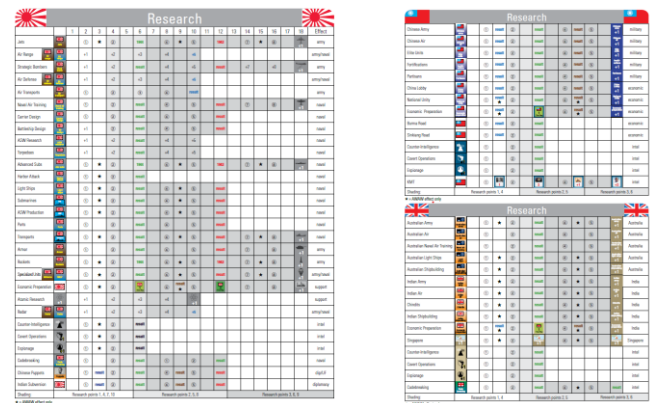
- The 80 random event cards are shuffled and stacked, face down, and placed in an area convenient to all players.

- The 4 Random Event Category cards are shuffled and stacked, face down, near the Japanese player.
- The 9 Warlord cards are shuffled and stacked, face down, near the Chinese player.

The Great Purge card is removed from the Russian Purge Card deck and the remaining 3 Purge cards are shuffled and stacked, face down, near the Russian player.

RESEARCH RECORD SHEETS

The Japanese and Allied players each get one Japanese and Chinese/British research record sheet, which they fill in secretly during the course of the game. Players may photocopy the research record sheets that come with the game so they don't run out, and may also download copies from the *Storm Over Asia* website.



Japanese Research Record


Chinese/British Research Record

RULEBOOK AND BATTLE MANUAL

The Rulebook, Battle Manual and Player Aids should be kept handy for reference.



Rulebook



Battle Manual

CONVERSION TO A WORLD AT WAR

The rulebook relating to the conversion of the final *Storm Over Asia* position to *A World at War* will be needed most at the end of the game, but players may want to refer to it while playing *Storm Over Asia* to ensure that what they are trying to do will actually do what they think it will do.